



Quick-Step

Service-Programme for Attachment Chains

**Rexnord Standard
Attachments:**

- M-Attachments
- K-Attachments
- Extended Pins

Rexnord Roller Chains with Attachments

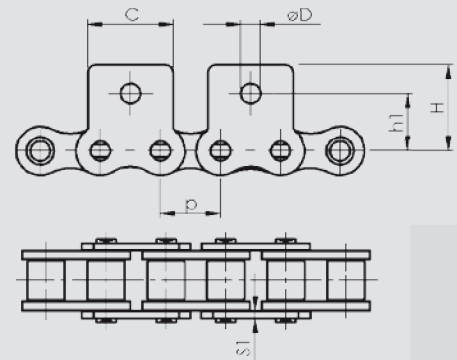

A part of modern „automation“:

There are very few drive products which surpass roller chains in design and are available with attachments to suit a wide variety of applications. Whether you are moving objects, conveying, positioning or lifting, roller chains with attachments offer a wide range of solutions for optimum functioning of machines or drives.

This is an overview of Rexnord M, K and extended pin style attachments and provide an insight into the wide variety of attachments that are available. The attachments in this leaflet are most popular and are available within our Quick-Step programme. You will find more information about other standard and specialised attachments in the Rexnord catalogue "Roller Chains with attachments."

Roller Chains with M-Attachments - assembled on one or both sides

The following information refers to M-attachments with one (specification M1), two (specification M2) or no (specification M0) holes to suit European Design (DIN 8187). M-attachments can be placed at varying distances. You will find additional types of M-attachments in the Rexnord catalogue 'Roller Chains with Attachments'.



Attachment Type	ISO - designation	Chain No.	Name of Attachment		Pitch		A	B	C	D	F	H	h ₁	g	s ₁
			outer		mm	inch	distance from chain center to hole centre	distance from chain center to attachment edge	length of attachment	fixing hole	additional dimension	attachment height	pitch hole height / outer fixing hole	distance between fixing holes	thickness of attachment

Single and Multiple Roller Chains, European Standard DIN 8187

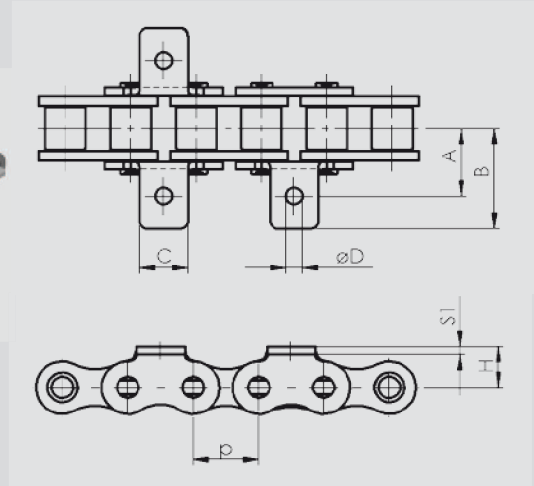

1	M 1	08 B-1	M 260	12,7	½ "			10,6	4,3			19,0	12,7		1,6
1	M 1	10 B-1	M 302	15,875	5/8 "			12,5	5,4			23,4	15,3		1,6
1	M 1	10 B-1	M 304	15,875	5/8 "			12,5	5,1			23,4	15,9		1,6
1	M 1	12 B-1	M 400	19,05	¾ "			16,0	5,4			28,0	17,7		1,8
1	M 1	12 B-1	M 402	19,05	¾ "			16,0	6,6			28,0	18,3		1,8
1	M 1	12 B-1	M 488	19,05	¾ "			16,0	7,2			28,0	22,2		1,8
1	M 1	16 B-1	M 500	25,4	1 "			19,0	6,6			34,2	23,8		3,0
2	M 2	08 B-1	M 188	12,7	½ "			24,4	4,3			19,0	14,3	12,7	1,6
2	M 2	10 B-1	M 346	15,875	5/8 "			28,6	5,1			21,0	15,4	15,7	1,6
2	M 2	12 B-1	M 452	19,05	¾ "			35,2	6,6			29,8	20,0	19,0	1,8
2	M 2	16 B-1	M 576	25,4	1 "			46,0	8,3			36,7	25,9	25,4	3,0
3	M 1	16 B-1	M 510	25,4	1 "			36,0	8,3			36,4	24,3		3,0
61	M 0	08 B-1	M 262	12,7	½ "			10,6				19,0			1,6

Order example:

Roller Chain 16 B-1 with M-attachment on outer link plates (M500), one side (1), every 4 pitches (4p) = 16 B-1 /M 500-1/4p

Roller Chains with K-Attachments - mounted on one or both sides

The following information refers to K-attachments with one (specification K1) or two (specification K2) holes for European Standard Roller Chains (DIN 8187). K-attachments can be placed at varying distances. You will find additional types of K-attachments in the Rexnord catalogue 'Roller Chains with Attachments'.



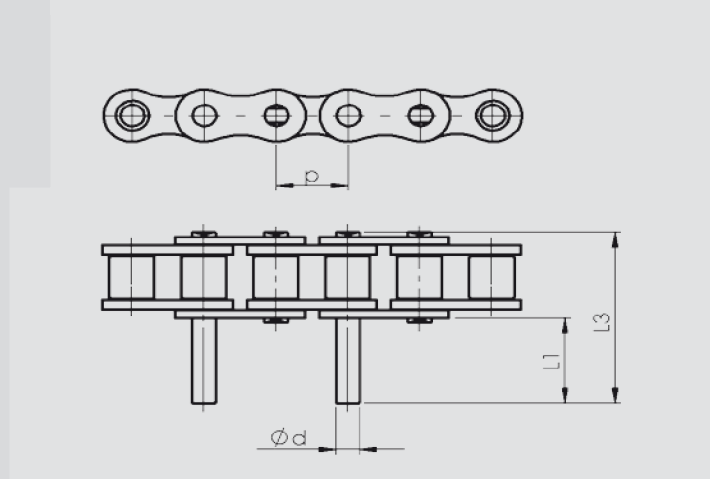

Attachment Type	ISO - designation	Chain No.	Name of Attachment		Pitch		A	B	C	D	F	H	h_1	g	s_1
			outer		mm	inch	distance from chain centre to hole centre	distance from chain centre to attachment edge	length of attachment	fixing hole	additional dimension	attachment height	pitch hole height / outer fixing hole	distance between fixing holes	thickness of attachment

Single and Multiple Roller Chains, European Standard DIN 8187

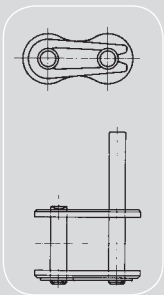
13	K1	08 B-1	W 260	12,7	½ "	13,0	19,7	10,6	4,3		8,5				1,6
13	K1	08 B-1	W264	12,7	½ "	11,9	19,3	10,6	4,3		8,9				1,6
13	K1	08 B-1	W 266	12,7	½ "	13,8	19,7	10,6	4,3		8,5				1,6
13	K1	08 B-1	W 270	12,7	½ "	13,0	19,7	10,6	5,4		8,5				1,6
13	K1	10 B-1	W 302	15,875	⅝ "	14,9	23,5	12,5	5,4		10,3				1,6
13	K1	10 B-1	W 304	15,875	⅝ "	15,9	23,5	12,5	5,1		10,3				1,6
13	K1	10 B-1	W 340	15,875	⅝ "	16,5	23,5	12,5	5,4		10,3				1,6
13	K1	12 B-1	W 400	19,05	¾ "	17,2	28,0	16,0	5,4		11,9				1,8
13	K1	12 B-1	W 402	19,05	¾ "	17,7	28,0	16,0	6,6		11,9				1,8
13	K1	12 B-1	W 488	19,05	¾ "	19,0	26,4	16,0	7,2		13,5				1,8
13	K1	16 B-1	W 500	25,4	1 "	26,5	37,5	19,0	6,6		15,9				3,0
13	K1	16 B-1	W 502	25,4	1 "	23,8	37,8	19,0	6,6		15,2				3,0
13	K1	16 B-1	W 506	25,4	1 "	27,0	37,9	19,0	10,0		18,0				3,0
14	K2	08 B-1	W 188	12,7	½ "	13,0	19,7	24,4	4,3		8,5		12,7		1,6
14	K2	08 B-1	W 190	12,7	½ "	12,7	20,7	24,4	4,9		9,9		12,7		1,6
14	K2	10 B-1	W 346	15,875	⅝ "	15,0	21,0	28,6	5,1		10,3		15,8		1,6
14	K2	12 B-1	W 450	19,05	¾ "	18,0	27,7	35,2	6,6		12,0		19,05		1,8
14	K2	12 B-1	W 456	19,05	¾ "	17,5	26,1	35,0	5,4		11,4		19,05		1,8
14	K2	16 B-1	W 576	25,4	1 "	28,7	40,0	46	8,3		15,9		25,4		3,0
15	K1	08 B-1	W 274	12,7	½ "	13,8	20,1	17,9	7,2		8,0				1,6
15	K1	16 B-1	W 510	25,4	1 "	27,0	39,5	36,0	8,3		15,9				3,0
15	K1	16 B-1	W 596	25,4	1 "	29,0	38,0	24,0	9,0		18,0				3,0

Roller Chains with Extended Pins - extended on one side

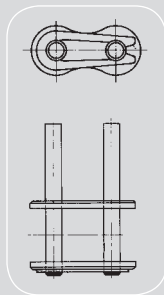
The pins available can be extended on one side in duplex (specification E2) or triplex (specification E3) length. Extended pins can be placed at varying distances. You will find additional information in the Rexnord catalogue 'Roller Chains with Attachments'. Please note that roller chains with extended pins will leave the production facility within 72 hours! At your request, you may receive matched pairs.



Attachment type	ISO designation	Chain No.	Name of Attachment	pitch		d	l1	l3							
				mm	inch										
						pin diameter (in mm)	length of protrusion one side	total width (in mm)							
Single and Multiple Roller Chains, European Standard DIN 8187															
35	E2	08 B-1	BGL 08 B-2	12,7	½ "	4,45	15,0	31,0							
35	E3	08 B-1	BGL 08 B-3	12,7	½ "	4,45	29,0	44,9							
35	E2	10 B-1	BGL 10 B-2	15,875	5/8 "	5,08	17,8	35,5							
35	E3	10 B-1	BGL 10 B-3	15,875	5/8 "	5,08	34,4	52,2							
35	E2	12 B-1	BGL 12 B-2	19,05	¾ "	5,72	20,8	41,7							
35	E3	12 B-1	BGL 12 B-3	19,05	¾ "	5,72	40,2	61,3							
35	E2	16 B-1	BGL 16 B-2	25,4	1 "	8,28	33,6	67,4							
35	E3	16 B-1	BGL 16 B-3	25,4	1 "	8,28	65,5	99,3							



With one extended pin



With two extended pins

Order example:

Roller chain 12 B-1 with extended pins of the duplex chain (BGL 12 B-2) , one side (1), every 5 pitches (5 p):
12 B-1 / BGL 12 B-2 - 1 / 5 p.

Rexnord **Quick-Step**: A Service Programme for Attachment Chains

Do you have a problem and need spare parts or attachments? The service system "Rexnord Quick-Step" is prompt, safe and dependable. Especially advantageous for you: your request will be prepared immediately. You can rely on this!

Complete service for Europe

All you need to do is call: Tell our customer service staff what you need and your chain will be despatched within 48 hours*.

100 % reliable

If you do not receive your chain within the stated time it will be supplied free-of-charge.

You can count on "Quick-Step" for the following advantages:

- ▶ saving time and reducing costs
- ▶ rapid, uncomplicated processing of your order
- ▶ punctual and safe delivery
- ▶ service coverage all over Europe



A call is enough

If you have any questions relating to "Quick-Step", then call our service hotline at +49 2741 284 0. The Rexnord customer advisors are available from 09.00 to 17.00 every work day. Let us advise you!

* This is only valid for chain orders up to 50 m and does not apply to roller chains with extended pins. These can be despatched within 72 hours.